

# **The Biofuels Boom**


## ***A Multi-Client Study***

**Final Report**

June 2007




**GLOBAL** INSIGHT




# Contents

EXECUTIVE SUMMARY .....	1
POLICY GOALS ARE EVOLVING .....	1
POSSIBLE FUTURE OIL PRICE PATHS .....	3
THE COST OF BIOFUELS .....	3
AGRICULTURAL COMMODITY PRICES AND ASSUMPTIONS .....	4
BIOFUELS PRICES .....	4
BIOFUELS MARGINS .....	5
BIOFUELS SUPPLY .....	6
BIOFUELS DEMAND .....	6
REFINING INDUSTRY IMPLICATIONS .....	7
IMPLICATIONS FOR AUTOMAKERS .....	8
MARKET REMANAGED: KEY OBSERVATIONS .....	8
SUPPLY CONSTRAINED: KEY OBSERVATIONS .....	9
1. INTRODUCTION .....	11
2. OIL PRICES AND SCENARIOS .....	12
POSSIBLE FUTURE OIL PRICE PATHS .....	12
SCENARIO ASSUMPTIONS .....	13
MARKET REMANAGED: KEY FEATURES .....	14
SUPPLY CONSTRAINED: KEY FEATURES .....	15
SUMMARY OF KEY ASSUMPTIONS AND FEATURES OF SCENARIOS .....	16
3. GOVERNMENT POLICY: MAJOR BIOFUELS DRIVER .....	20
POLICY GOALS ARE EVOLVING .....	20
REVIEW OF EXISTING BIOFUELS POLICIES .....	20
UNITED STATES .....	21
TAX AND OTHER FINANCIAL INCENTIVES .....	21
POSSIBLE FUTURE CHANGES .....	22
CANADA .....	22
TAX INCENTIVES .....	22
FINANCIAL ASSISTANCE .....	23
TRADE .....	23
EUROPEAN UNION .....	23
CURRENT BIOFUELS REGULATIONS - EU POLICY FRAMEWORK .....	23
OTHER EU REGULATORY INITIATIVES .....	23
MAJOR POLICY DRIVERS .....	24
POSSIBLE FUTURE REFORM .....	24
BRAZIL .....	25
POSSIBLE FUTURE REFORM .....	25
ARGENTINA .....	25
COLOMBIA .....	25
POSSIBLE FUTURE REFORM .....	26
DOMINICAN REPUBLIC .....	26
AUSTRALIA .....	26
CHINA .....	27



# Contents

JAPAN	27
INDIA	27
THAILAND	27
INDONESIA	28
PHILIPPINES	28
NIGERIA	28
SOUTH AFRICA	28
ASSUMPTIONS ABOUT FUTURE POLICY DEVELOPMENT	29
<b>4. AGRICULTURE SECTOR RESPONSE TO BIOFUELS PUSH</b>	<b>30</b>
KEY CONCLUSIONS AND IMPLICATIONS	30
INTRODUCTION	30
FIRST-GENERATION ETHANOL BOOSTED BY GAINS IN YIELDS	30
FOOD VS. FUEL: SOME LIMITATIONS, ESPECIALLY FOR BIODIESELS	33
AGRICULTURE INDUSTRY'S FUTURE ROLE IN BIOFUELS	34
<b>5. BIOFUELS TECHNOLOGY SCREENING AND STATUS</b>	<b>35</b>
FEEDSTOCK SCREENING SUMMARY	37
TECHNOLOGY SCREENING SUMMARY	37
BIOMASS PROPAGATION, GROWTH, HARVESTING, AND COLLECTION	38
BIOMASS PRETREATMENT	39
BIOMASS CONVERSION: BIOCHEMICAL (SUGAR) ROUTE	40
BIOMASS CONVERSION: THERMOCHEMICAL ROUTE - GASIFICATION	42
BIOMASS CONVERSION: THERMOCHEMICAL ROUTE - PYOLYSIS	43
BIODIESEL AND RENEWABLE DIESEL	44
BIOBUTANOL	45
<b>6. LIFE-CYCLE GREENHOUSE GAS EMISSIONS: AN EMERGING DRIVING FORCE FOR BIOFUELS</b>	<b>47</b>
<b>7. BIOFUELS ECONOMICS</b>	<b>48</b>
BIOFUELS PRICES RELATIVE TO PETROLEUM	49
COST ANALYSIS: KEY CONCLUSIONS	51
COST ANALYSIS: METHODOLOGY AND ASSUMPTIONS	52
STARTING POINT COSTS	52
COST PROJECTIONS	52
COST ESCALATORS	53
EXPERIENCE CURVES	55
BIOFUELS COSTS: RESULTS	58
ETHANOL	58
BIO-BASED DIESEL (BIOMASS BASED DIESEL SUBSTITUTES)	60
COST SUMMARY TABLES	64
BIOFUELS MARGINS: PROFITABILITY COMPARISONS	65
KEY CONCLUSIONS: MARKET REMANAGED	66
KEY ASSUMPTIONS	68
ETHANOL MARGINS: MARKET REMANAGED	68
BIOMASS DIESEL MARGINS: MARKET REMANAGED	72
MARGINS IN SUPPLY CONSTRAINED SCENARIO	76



# Contents

FEEDSTOCK PRICES AND BREAK-EVEN VALUES .....	77
SUGAR CANE .....	78
CORN .....	81
SOY, PALM OIL .....	82
JATROPHA .....	83
ALGAE OIL .....	85
BIOMASS .....	85
8. BIOFUELS PRODUCTION BY TYPE AND REGION: OVERVIEW .....	87
KEY CONCLUSIONS ABOUT SUPPLY EVOLUTION .....	87
PROJECTED PRODUCTION POTENTIAL: SUMMARY .....	89
ETHANOL .....	90
BIO-BASED DIESEL .....	91
IMPLICATIONS FOR BIOFUELS INDUSTRY STRUCTURE: AGRICULTURE OR REFINING? .....	91
9. BIOFUELS DEMAND: OVERVIEW AND ANALYSIS .....	92
KEY CONCLUSIONS AND IMPLICATIONS .....	92
BIOFUELS REQUIREMENTS ARE INCREASED AROUND WORLD .....	92
TOTAL MOTOR FUEL DEMAND GROWTH WILL BE LIMITED .....	93
DEVIATIONS IN SUPPLY CONSTRAINED SCENARIO .....	97
10. REGIONAL DEMAND AND SUPPLY OUTLOOK, WITH MAJOR COUNTRIES .....	98
KEY CONCLUSIONS .....	98
REGIONAL ETHANOL DEMAND AND POTENTIAL PRODUCTION .....	99
REGIONAL BIO-BASED DIESEL DEMAND AND POTENTIAL PRODUCTION .....	106
11. REFINING IMPLICATIONS .....	114
REFINING INDUSTRY IMPACTS: ETHANOL BLENDING AND BIOBUTANOL .....	114
SUMMARY OF IMPLICATIONS .....	114
METHODOLOGY AND DISCUSSION .....	115
REFINERS: SOME SYNERGIES .....	119
SYNERGIES FEWER OUTSIDE REFINING .....	119
BARRIERS AND AREAS OF RISK .....	120
12. AUTOMOTIVE INDUSTRY RESPONSE .....	121
FLEX-FUEL VEHICLES .....	121
FFVs IN THE SCENARIOS .....	121
MANUFACTURERS ON FFVs .....	122
ETHANOL BLENDS .....	123
THE GROWING U.S. ETHANOL IMBALANCE .....	123
POSSIBLE SOLUTION: SHIFT TO E15 .....	124
E85 - WHAT IS THE MARKET POTENTIAL? .....	125
E20 IN THE SCENARIOS .....	126
MANUFACTURERS ON E20 .....	126
BIO-BASED DIESEL BLENDS .....	126
BLENDING IN THE SCENARIOS .....	126
MANUFACTURERS ON BIODIESEL .....	127



# Contents

OEMs: BIOFUEL CONCLUSIONS .....	127
FUEL EFFICIENCY IMPROVEMENTS .....	128
UNITED STATES .....	128
EUROPE .....	129
REST OF WORLD .....	130
SUMMARY .....	130

For additional information regarding this study, please contact:

**Mack Brothers**  
Global Insight Energy  
+1.781.301.9317  
mack.brothers@globalinsight.com

**David Callanan**  
Global Insight Energy  
+33(0)1.55.45.2575  
david.callanan@globalinsight.com